


MOTOR ADAPTER WITH COUPLING



- 1 - Motor
- 2 - Motor adapter
- 3 - Coupling
- 4 - Linear Unit

VK - **CTV110** - **SMB60** - **GESM14**

Motor adapter : _____

Linear Unit : _____

Motor type : _____

According to customer's specification

Coupling type : _____

See page 8.020.0 or According to customer's specification

COUPLINGS

COUPLING - **GESM14** - **F8C** - **F14C**

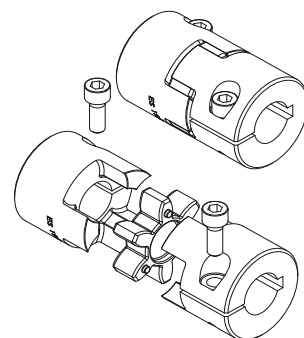
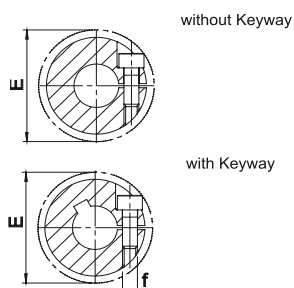
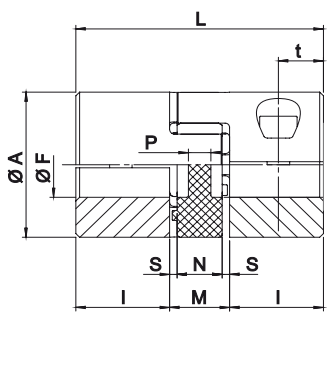
Coupling: _____

Coupling type / size: _____

7, 9, 14, 19/24, 24/28, 28/38, 38/45

Option:
C: with keyway
Leave blank: without keyway

Hole diameter



i The maximum transmittable torque of the clamping hub depends on the bore diameter (see the upper table on page 8.025.0).

Size	* T _{KN} Nominal [Nm]	* T _{Kmax} [Nm]	M _s [Nm]	W [Kg]	Hub J [Kg·m ²]	n _{max} [min ⁻¹]	A [mm]	F _{min} [mm]	F _{max} [mm]	f [mm]	L [mm]	I [mm]	M [mm]	N [mm]	S [mm]	P [mm]	t [mm]	E [mm]
7	2	4	0,35	0,003	0,085 x 10	40.000	14	3	7	M2	22	7	8	6	1,0	6	4	15,0
9	5	10	0,75	0,007	0,42 x 10	28.000	20	4	10	M2,5	30	10	10	8	1,0	2	5	23,4
14	12,5	25	1,4	0,018	2,6 x 10	19.000	30	6	16	M3	35	11	13	10	1,5	2	5,5	32,2
19/24	17	34	11	0,071	18,1 x 10	14.000	40	10	20	M6	66	25	16	12	2,0	3,5	12	45,7
24/28	60	120	11	0,156	74,9 x 10	10.600	55	10	32	M6	78	30	18	14	2,0	4	12	56,4
28/38	160	320	25	0,240	163,9 x 10	8.500	65	14	35	M8	90	35	20	15	2,5	5,2	13,5	72,6
38/45	325	650	25	0,440	465,5 x 10	7.100	80	19	45	M8	114	45	24	18	3,0	5,6	16	83,3

*The values of nominal T_{KN}** and max. T_{Kmax}** transmissible torque in the upper table are valid for coupling with Keyway!

**for legend see page 8.025.0